

Features:

- >5mW output fiber power over a wide operating temperature range
- 50 nm wide and flat optical spectrum
- PM, MM fiber pigtails upon request
- Low cost

Applications:

- Low cost OCT systems
- Fiber-optic gyros and other sensors
- optical measurements
- others



Optical Specifications

Parameter	Min	Typ	Max
Nominal SLD output fiber power* (P _{NOM}), mW	5	7	-
Nominal SLD drive current* (I _{NOM}), mA	-	-	235
Central wavelength*, nm	830	840	850
3 dB spectral width*, nm	45	50	-
Residual spectral modulation depth*, %	-	2.0	5.0
Tracking error -20 °C to +60 °C, nominal output power, % / °C	-	0.2	-
Recommended operating temperature range**, °C	+5	-	+45

* at +25 °C case T and equalized intensity of spectral peaks, so-called “nominal” conditions – see performance examples and evolution over temperature at the next page. Nominal current and power are specific for each module

** wider operating temperature range is possible upon request

Absolute Maximum Ratings

Parameter	Min	Typ	Max
SLD output power, mW	-	-	10
SLD forward current, mA	-	-	280
SLD forward voltage, V	-	-	2.6
PD monitor bias voltage, V	-	-	5.0
Absolute operating temperature range , °C	-20	-	+60
Storage temperature range, °C	-40	-	+80

Attention – stresses beyond those listed in “Absolute Maximum Ratings” may result in immediate SLD failure. Exposure to absolute maximum rating conditions for extended periods may affect device lifetime and reliability.

The following Part Number should be used when **ordering**:

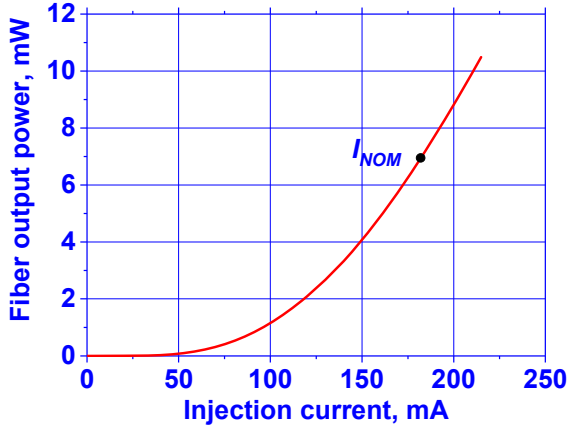
SLD-840F50P05S-TOSA9

(module pigtails are protected by 900um loose tube, and FC/APC terminated, if not requested otherwise)

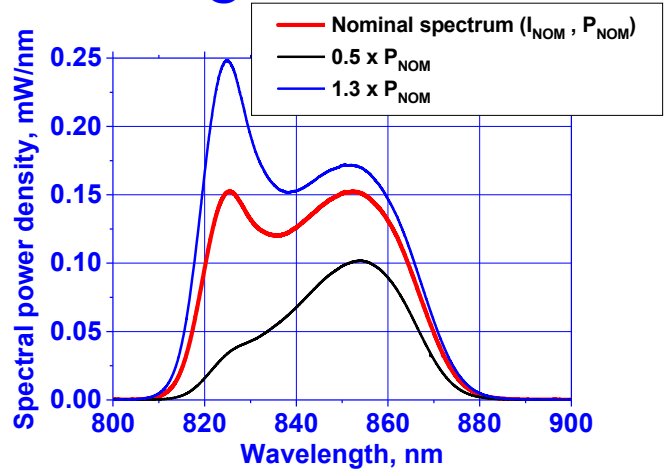
All specifications are subject to change without notice

PERFORMANCE EXAMPLES

**Typical Light-Current characteristics
@ +25 °C case T**

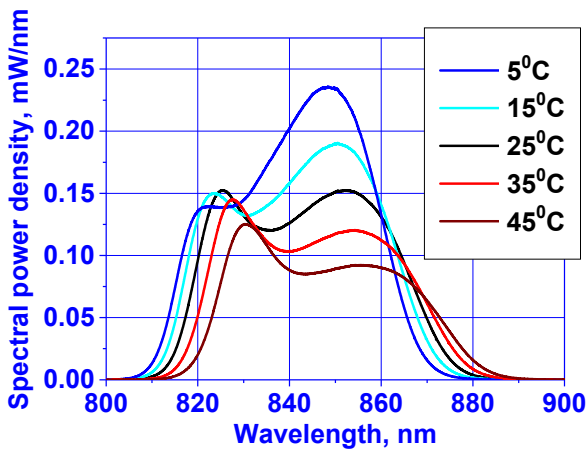


**Typical spectral evolution over current
@ +25 °C case T**

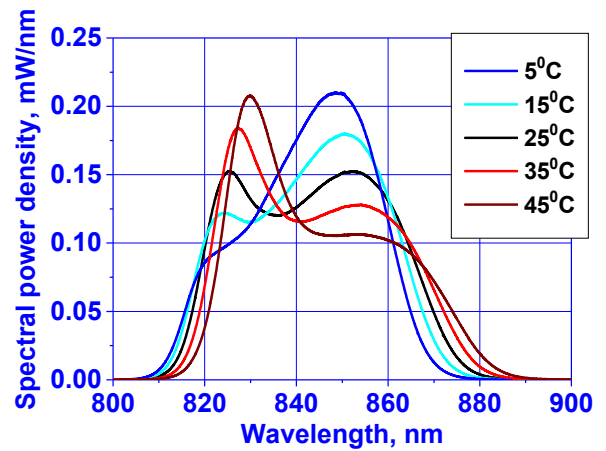


Spectral evolution over the recommended operating temperature range

Constant Current (CC) Operation, I_{NOM}



Constant Power (CP) Operation, P_{NOM}



Examples demonstrate typical performance only.
Actual performance may vary from sample to sample and from lot to lot